




DIMMER POINT

Rotary Wall-Mount LED Driver

Coolon Dimmer Point is the simplest rotary wall-mount LED dimmer for architectural applications. Designed to control a wide range of constant voltage LED luminaires with smooth dimming in a convenient small package that fits standard electrical face plates.





COMPACT

Dimmer Point driver is designed to suit most indoor LED applications. A compact design allows it to be installed as a standard electrical faceplate.

RELIABLE

Coolon LED drivers are designed and built to the highest standards and offer high-performance, reliability and efficiency supported by our 3 years standard warranty or up to 5 years extensive warranty.



SIMPLE

Easy wiring using screw terminals, making on-site installations free of specialized tools or crimping.

CONVENIENT

It will turn a wide variety of LED luminaires into a remote dimmable fitting using a smooth rotary knob. Compact yet highly capable, Dimmer Point drives up to a 10 Amp load.

■ TECHNICAL SPECIFICATIONS

Product Code	DRV-DIMMERPOINT-1X10A
Description	Rotary Wall-Mount LED Driver
Device Type	Rotary potentiometer input, open drain constant voltage output (suitable for constant voltage LED Lights without dedicated brightness control line)
Solid State Output	MOSFET, Open drain configuration
PWM Frequency	305 Hz
Dimming Range	1 – 100%
Load / Supply Voltage	12 – 48VDC
Power Consumption	0.25W
Load Voltage	24 – 48VDC
Max Load Current	10A
Enclosure	Plastic Enclosure (fully isolated)
IP Rating	IP20
Working Temperature	-10 to +50°C
Connection	Screw Terminals

■ APPLICATIONS

Dimmer Point can be used to remotely control a variety of Coolon LED luminaires, yet is also suitable for most constant voltage LED products. Most popular applications are:

Architectural Lighting	Ceilings	Commercial Lighting
Coves	Offices	

■ COMPATIBILITY

Suitable to use with the following Coolon Products:

Alto	Aris UG	Electro
Forma	Interra	Max Mini UG
Multo	Multo CC	Slim

■ FEATURES



Protected against solid objects greater than 12mm. No Protection against liquids.

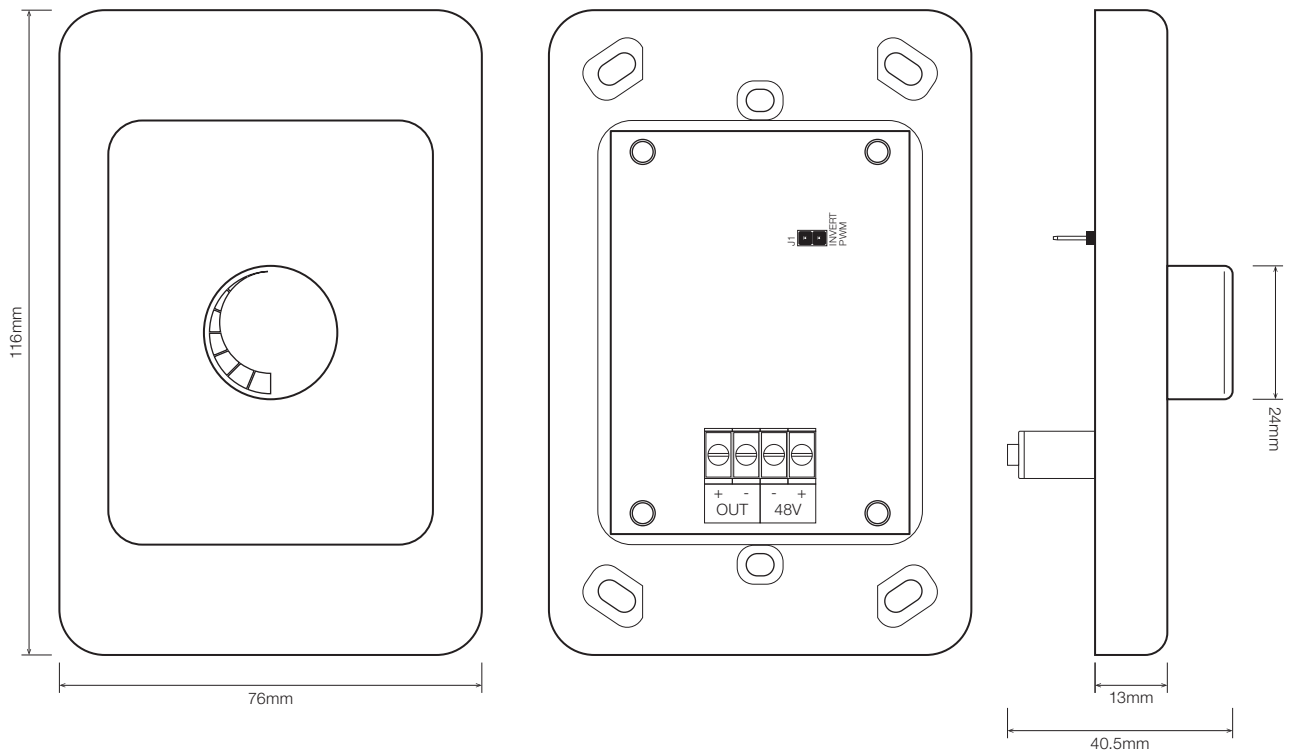


Coolon Controllers are covered by a solid comprehensible 5 year manufacturer's warranty.

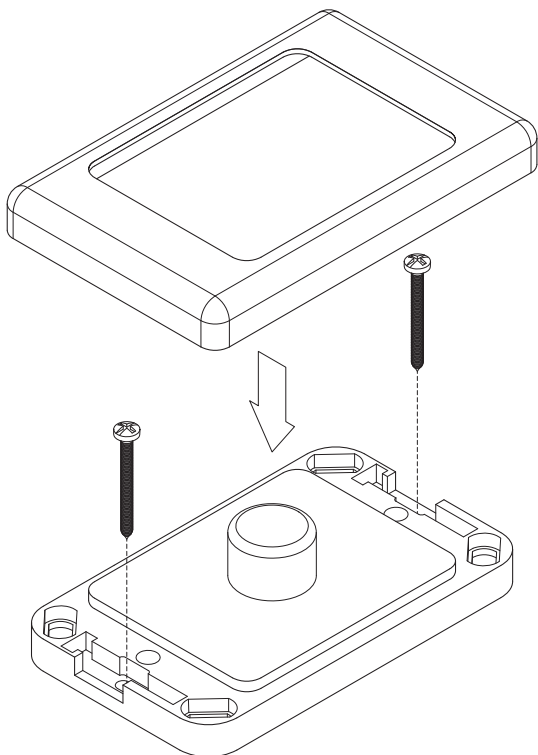


Our products are designed and manufactured in Australia to ensure the highest standards.

▪ DIMENSIONS



▪ INSTALLATION INSTRUCTIONS



STEP 1

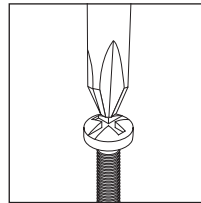
Connect all wires to the screw terminals.

STEP 2

Place Dimmer in facial plate slot.

STEP 3

Secure fasteners with a Philips screwdriver.



STEP 4

Clip in the facial lid onto the dimmer.

■ WIRING DIAGRAM

