



# MULTO C

LED STRIP STR-MULTO C





Multo C is offered in a range of striking static colours which allow for a dramatic visual effect. It is highly customisable with a wide range of length and profile options to select from.

Available in two wattages (9W or 16W), Multo C offers a uniform glow diffuser where no dots or scalloping is visible along the length of the luminaire or the illuminated surface.

**POWER**


**LUMINOUS FLUX**

**9W**

9.6W / metre



**SD** · Varies with colour



**RD** · Varies with colour



**P17D** · Varies with colour



**PR17D** · Varies with colour

**16W**

16W / metre



**SD** · Varies with colour



**RD** · Varies with colour




**P17D** · Varies with colour



**PR17D** · Varies with colour

**COLOURS**





## VARIOUS COLOURS

Multo C is offered in a number of striking static colours, suitable for dramatic and creative effects.

## HIGHLY VERSATILE LENGTH OPTIONS

Highly versatile length options allow the user to achieve accurate and adaptable lengths. Multo C can achieve any desired length in 37.5mm increments.



### LONG OPERATING LIFE

Coolon products use the world's most reputable LED manufacturers and the latest available standards to adequately report lumen maintenance. We strive to drive LEDs under their nominal current and use state-of-the-art heat dissipation methods, leading to durable electronics.



### 5 YEARS WARRANTY

Coolon luminaires are covered by a solid comprehensive manufacturer's warranty that covers a range of possible defects and performance parameters throughout the duration of the warranty period.



### PROUDLY MADE IN AUSTRALIA

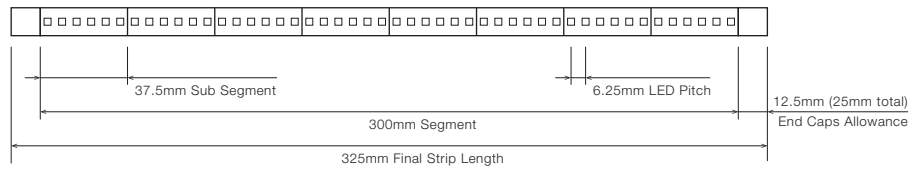
Our products are designed and manufactured in Australia. Engineered to perfection, using only the highest quality components and highly skilled labour, each luminaire is assembled and thoroughly tested to ensure that it exceeds the highest standards.

## TECHNICAL SPECIFICATIONS

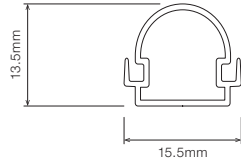
	BLUE	GREEN	RED	AMBER	
Product Code	STR-MULTO C				
Description	Multo C LED Strip				
Segment Length (S)	300mm				
Sub-Segment Length (A)	37.5mm				
Number of Sub-Segments	8				
Segment Width	10.50mm				
LED Pitch	6.25mm				
LEDs Per Segment	48				
LEDs Per Sub Segment	6				
9W	Operating Voltage	24VDC	24VDC	20VDC	24VDC
	Typical Power Consumption per Segment	2.8W	2.8W	2.4W	2.8W
	Typical Power Consumption per Metre	9.6W/m	9.6W/m	8W/m	9.6W/m
	Typical Current per Segment	120mA	120mA	120mA	120mA
16W	Operating Voltage	24VDC	24VDC	20VDC	24VDC
	Typical Power Consumption per Segment	4.8W	4.8W	4.0W	4.8W
	Typical Power Consumption per Metre	16W/m	16W/m	11W/m	16W/m
	Typical Current per Segment	200mA	200mA	200mA	200mA
Colour Rendering Index (CRI)	Not Applicable				
Dimmable	Through DRV-DALIPOINT-1X5A, DRV-DALIPOINT-1X10A-IP, or DRV-DIMMERPOINT-1X10A (sold separately)				
Effective Beam Angle	120°				
External Heatsink Required	No				
Ambient Operating Temp	Ta -10°C to 40°C				
Thermal Management	No				
Average Lumen Maintenance @Ta 25°C	70% @ 50,000 Hours				
IP Rating	IP40				
Max Continuous Connection Length	Please refer to installation limitations				
Dominant Wavelength	469nm	525nm	625nm	603 / 617nm	

■ DIMENSIONS

For final strip lengths please refer to the "Product Length" table.



**STANDARD PROFILE**



**AVAILABLE IN**

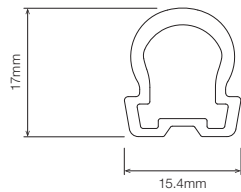
Diffused



**MOUNTING OPTIONS**

- **MC-STR-1513**  
Stainless Steel Mounting Clips

**REINFORCED PROFILE**



**AVAILABLE IN**

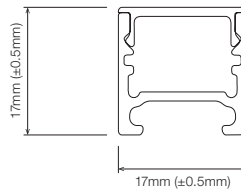
Diffused



**MOUNTING OPTIONS**

- **MC-STR-RD**  
Stainless Steel Mounting Clips

**P17 PROFILE**



**AVAILABLE IN**

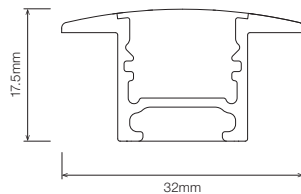
Diffused



**MOUNTING OPTIONS**

- **MC-XCLIP**  
Flat Mount X-Clip
- **MC-STR-RBCLIP**  
Rebate Mounting Clip
- **MC-STR-SMCLIP**  
Pivot Surface Mounting Clip
- **MBR-RB-TA-P17**  
Rotating Bracket,  
TYPE A Rotating Clip
- **MBR-RB-TB-P17**  
Rotating Bracket,  
TYPE B Rotating Clip

**PR17 RECESSED PROFILE**



**AVAILABLE IN**

Diffused



**MOUNTING OPTIONS**

- **MC-XCLIP**  
Flat Mount X-Clip
- **MC-STR-SMCLIP**  
Pivot Surface Mounting Clip
- **MC-STR-PR1732**  
Spring Mounting Clip



Click on the download icon to view more information regarding mounting and rebate suggestions.

▪ PRODUCT LENGTH WITH SD/RD/P17D

FULL SEGMENTS	SUB SEGMENTS	EXACT STRIP LENGTH	END CAP ALLOWANCE	FINAL LENGTH
S0	A1	37.5mm	add 25mm	62.5mm
S0	A2	75mm	add 25mm	100mm
S0	A3	112.5mm	add 25mm	137.5mm
S0	A4	150mm	add 25mm	175mm
S0	A5	187.5mm	add 25mm	212.5mm
S0	A6	225mm	add 25mm	250mm
S0	A7	262.5mm	add 25mm	287.5mm
S1	A0	300mm	add 25mm	325mm
S1	A1	337.5mm	add 25mm	362.5mm
S1	A2	375mm	add 25mm	400mm
S1	A3	412.5mm	add 25mm	437.5mm
S1	A4	450mm	add 25mm	475mm
S1	A5	487.5mm	add 25mm	512.5mm
S1	A6	525mm	add 25mm	550mm
S1	A7	562.5mm	add 25mm	587.5mm
S2	A0	600mm	add 25mm	625mm
S2	A1	637.5mm	add 25mm	662.5mm
S2	A2	675mm	add 25mm	700mm
S2	A3	712.5mm	add 25mm	737.5mm
S2	A4	750mm	add 25mm	775mm
S2	A5	787.5mm	add 25mm	812.5mm
S2	A6	825mm	add 25mm	850mm
S2	A7	862.5mm	add 25mm	887.5mm
S3	A0	900mm	add 25mm	925mm
S3	A1	937.5mm	add 25mm	962.5mm
S3	A2	975mm	add 25mm	1,000mm
S3	A3	1,012.5mm	add 25mm	1,037.5mm
S3	A4	1,050mm	add 25mm	1,075mm
S3	A5	1,087.5mm	add 25mm	1,112.5mm
S3	A6	1,125mm	add 25mm	1,150mm
S3	A7	1,162.5mm	add 25mm	1,187.5mm
S4	A0	1,200mm	add 25mm	1,225mm
S4	A1	1,237.5mm	add 25mm	1,262.5mm
S4	A2	1,275mm	add 25mm	1,300mm
S4	A3	1,312.5mm	add 25mm	1,337.5mm
S4	A4	1,350mm	add 25mm	1,375mm
S4	A5	1,387.5mm	add 25mm	1,412.5mm
S4	A6	1,425mm	add 25mm	1,450mm
S4	A7	1,462.5mm	add 25mm	1,487.5mm
S5	A0	1,500mm	add 25mm	1,525mm
S5	A1	1,537.5mm	add 25mm	1,562.5mm
S5	A2	1,575mm	add 25mm	1,600mm
S5	A3	1,612.5mm	add 25mm	1,637.5mm
S5	A4	1,650mm	add 25mm	1,675mm
S5	A5	1,687.5mm	add 25mm	1,712.5mm
S5	A6	1,725mm	add 25mm	1,750mm
S5	A7	1,762.5mm	add 25mm	1,787.5mm

➤ Continued on next page

**⚠ WARNING**

Do not bend LED strip when removing from mounting clips.

Gently twist LED Strip to remove from mounting clips.

**⚠ WARNING**

**PLEASE HANDLE LONG LED STRIPS WITH CARE.**

LED Strips must not be bent.

When handling LED Strips, please ensure that they are kept straight.

▪ **PRODUCT LENGTH WITH SD/RD/P17D**  
(CONTINUED)

FULL SEGMENTS	SUB SEGMENTS	EXACT STRIP LENGTH	END CAP ALLOWANCE	FINAL LENGTH
S6	A0	1,800mm	add 25mm	1,825mm
S6	A1	1,837.5mm	add 25mm	1,862.5mm
S6	A2	1,875mm	add 25mm	1,900mm
S6	A3	1,912.5mm	add 25mm	1,937.5mm
S6	A4	1,950mm	add 25mm	1,975mm
S6	A5	1,987.5mm	add 25mm	2,012.5mm
S6	A6	2,025mm	add 25mm	2,050mm
S6	A7	2,062.5mm	add 25mm	2,087.5mm
S7	A0	2,100mm	add 25mm	2,125mm
S7	A1	2,137.5mm	add 25mm	2,162.5mm
S7	A2	2,175mm	add 25mm	2,200mm
S7	A3	2,212.5mm	add 25mm	2,237.5mm
S7	A4	2,250mm	add 25mm	2,275mm
S7	A5	2,287.5mm	add 25mm	2,312.5mm
S7	A6	2,325mm	add 25mm	2,350mm
S7	A7	2,362.5mm	add 25mm	2,387.5mm
S8	A0	2,400mm	add 25mm	2,425mm
S8	A1	2,437.5mm	add 25mm	2,462.5mm
S8	A2	2,475mm	add 25mm	2,500mm
S8	A3	2,512.5mm	add 25mm	2,537.5mm
S8	A4	2,550mm	add 25mm	2,575mm
S8	A5	2,587.5mm	add 25mm	2,612.5mm
S8	A6	2,625mm	add 25mm	2,650mm
S8	A7	2,662.5mm	add 25mm	2,687.5mm
S9	A0	2,700mm	add 25mm	2,725mm
S9	A1	2,737.5mm	add 25mm	2,762.5mm
S9	A2	2,775mm	add 25mm	2,800mm
S9	A3	2,812.5mm	add 25mm	2,837.5mm
S9	A4	2,850mm	add 25mm	2,875mm
S9	A5	2,887.5mm	add 25mm	2,912.5mm
S9	A6	2,925mm	add 25mm	2,950mm
S9	A7	2,962.5mm	add 25mm	2,987.5mm

■ Confirm interstate courier compliance

▪ Custom length subject to availability

**⚠ WARNING**

Do not bend LED strip when removing from mounting clips.

Gently twist LED Strip to remove from mounting clips.

**⚠ WARNING**

**PLEASE HANDLE LONG LED STRIPS WITH CARE.**

LED Strips must not be bent.

When handling LED Strips, please ensure that they are kept straight.

▪ PRODUCT LENGTH WITH PR17D

FULL SEGMENTS	SUB SEGMENTS	EXACT STRIP LENGTH	END CAP ALLOWANCE	FINAL LENGTH
RS0	A1	37.5mm	add 40mm	77.5mm
RS0	A2	75mm	add 40mm	115mm
RS0	A3	112.5mm	add 40mm	152.5mm
RS0	A4	150mm	add 40mm	190mm
RS0	A5	187.5mm	add 40mm	227.5mm
RS0	A6	225mm	add 40mm	265mm
RS0	A7	262.5mm	add 40mm	302.5mm
RS1	A0	300mm	add 40mm	340mm
RS1	A1	337.5mm	add 40mm	377.5mm
RS1	A2	375mm	add 40mm	415mm
RS1	A3	412.5mm	add 40mm	452.5mm
RS1	A4	450mm	add 40mm	490mm
RS1	A5	487.5mm	add 40mm	527.5mm
RS1	A6	525mm	add 40mm	565mm
RS1	A7	562.5mm	add 40mm	602.5mm
RS2	A0	600mm	add 40mm	640mm
RS2	A1	637.5mm	add 40mm	677.5mm
RS2	A2	675mm	add 40mm	715mm
RS2	A3	712.5mm	add 40mm	752.5mm
RS2	A4	750mm	add 40mm	790mm
RS2	A5	787.5mm	add 40mm	827.5mm
RS2	A6	825mm	add 40mm	865mm
RS2	A7	862.5mm	add 40mm	902.5mm
RS3	A0	900mm	add 40mm	940mm
RS3	A1	937.5mm	add 40mm	977.5mm
RS3	A2	975mm	add 40mm	1,015mm
RS3	A3	1,012.5mm	add 40mm	1,052.5mm
RS3	A4	1,050mm	add 40mm	1,090mm
RS3	A5	1,087.5mm	add 40mm	1,127.5mm
RS3	A6	1,125mm	add 40mm	1,165mm
RS3	A7	1,162.5mm	add 40mm	1,202.5mm
RS4	A0	1,200mm	add 40mm	1,240mm
RS4	A1	1,237.5mm	add 40mm	1,277.5mm
RS4	A2	1,275mm	add 40mm	1,315mm
RS4	A3	1,312.5mm	add 40mm	1,352.5mm
RS4	A4	1,350mm	add 40mm	1,390mm
RS4	A5	1,387.5mm	add 40mm	1,427.5mm
RS4	A6	1,425mm	add 40mm	1,465mm
RS4	A7	1,462.5mm	add 40mm	1,502.5mm
RS5	A0	1,500mm	add 40mm	1,540mm
RS5	A1	1,537.5mm	add 40mm	1,577.5mm
RS5	A2	1,575mm	add 40mm	1,615mm
RS5	A3	1,612.5mm	add 40mm	1,652.5mm
RS5	A4	1,650mm	add 40mm	1,690mm
RS5	A5	1,687.5mm	add 40mm	1,727.5mm
RS5	A6	1,725mm	add 40mm	1,765mm
RS5	A7	1,762.5mm	add 40mm	1,802.5mm

➤ Continued on next page

**⚠ WARNING**

Do not bend LED strip when removing from mounting clips.

Gently twist LED Strip to remove from mounting clips.

**⚠ WARNING**

**PLEASE HANDLE LONG LED STRIPS WITH CARE.**

LED Strips must not be bent.

When handling LED Strips, please ensure that they are kept straight.



▪ **PRODUCT LENGTH WITH PR17D**  
(CONTINUED)

FULL SEGMENTS	SUB SEGMENTS	EXACT STRIP LENGTH	END CAP ALLOWANCE	FINAL LENGTH
RS6	A0	1,800mm	add 40mm	1,840mm
RS6	A1	1,837.5m	add 40mm	1,877.5mm
RS6	A2	1,875mm	add 40mm	1,915mm
RS6	A3	1,912.5mm	add 40mm	1,952.5mm
RS6	A4	1,950mm	add 40mm	1,990mm
RS6	A5	1,987.5mm	add 40mm	2,027.5mm
RS6	A6	2,025mm	add 40mm	2,065mm
RS6	A7	2,062.5mm	add 40mm	2,102.5mm
RS7	A0	2,100mm	add 40mm	2,140mm
RS7	A1	2,137.5mm	add 40mm	2,177.5mm
RS7	A2	2,175mm	add 40mm	2,215mm
RS7	A3	2,212.5mm	add 40mm	2,252.5mm
RS7	A4	2,250mm	add 40mm	2,290mm
RS7	A5	2,287.5mm	add 40mm	2,327.5mm
RS7	A6	2,325mm	add 40mm	2,365mm
RS7	A7	2,362.5mm	add 40mm	2,402.5mm
RS8	A0	2,400mm	add 40mm	2,440mm
RS8	A1	2,437.5mm	add 40mm	2,477.5mm
RS8	A2	2,475mm	add 40mm	2,515mm
RS8	A3	2,512.5mm	add 40mm	2,552.5mm
RS8	A4	2,550mm	add 40mm	2,590mm
RS8	A5	2,587.5mm	add 40mm	2,627.5mm
RS8	A6	2,625mm	add 40mm	2,665mm
RS8	A7	2,662.5mm	add 40mm	2,702.5mm
RS9	A0	2,700mm	add 40mm	2,740mm
RS9	A1	2,737.5mm	add 40mm	2,777.5mm
RS9	A2	2,775mm	add 40mm	2,815mm
RS9	A3	2,812.5mm	add 40mm	2,852.5mm
RS9	A4	2,850mm	add 40mm	2,890mm
RS9	A5	2,887.5mm	add 40mm	2,927.5mm
RS9	A6	2,925mm	add 40mm	2,965mm

■ Confirm interstate courier compliance

▪ Custom length subject to availability

**⚠ WARNING**

Do not bend LED strip when removing from mounting clips.

Gently twist LED Strip to remove from mounting clips.

**⚠ WARNING**


**PLEASE HANDLE LONG LED STRIPS WITH CARE.**

LED Strips must not be bent.

When handling LED Strips, please ensure that they are kept straight.

■ PROFILE /  
DIFFUSER

**SD** · Standard Profile Diffused



**P17D** · P17 Profile Diffused



**P17T** · P17 Profile Diffused (IP65 Outdoor)



**PR17D** · PR17 Profile Recessed Diffused



■ PROFILE  
COLOUR

Profile colour applicable to P17 and PR17 only.

**WHT** · White (Standard)



**BLK** · Black



**CST** · Custom Colour <sup>1</sup>



<sup>1</sup> Custom colours available on request.

WIRING CONFIGURATION

CONNECTOR TYPE	DRAWING	MALE	FEMALE
WR2OS Wire 2 Core One Side			
WR2BS Wire 2 Core Both Sides			
OC2MO Outdoor Connector 2pin Male Only			
OC2MF Outdoor Connector 2pin Male + Female			
SMPLC Sample Type Connector 2.5mm			

- For detailed information on Outdoor IP67 connector please contact Coolon.
- Please consult Coolon for details on extension cable between LED fittings, drivers and power supplies.

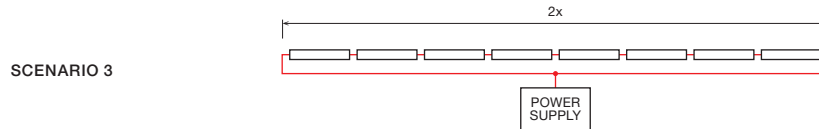
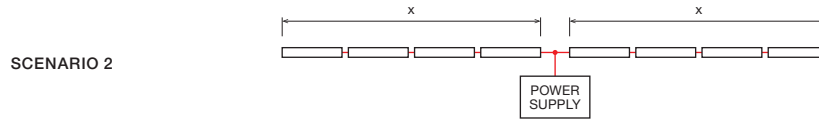
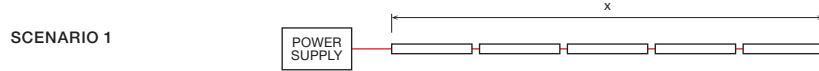
WIRING COLOUR CODE	
Red	+ VDC
Black	GND

IP RATING

**IP40**

Protected against solid objects greater than 1mm.  
No protection against liquids.

■ INSTALLATION LIMITS



9W VERSION

MAX. CONTINUOUS CONNECTION LENGTH (X)	CONNECTOR TYPE
12,200 mm	With standard 2 core (WR2OS / WR2BS)
13,200 mm	With upgraded 4 core (WR4OS / WR4BS)
6,900 mm	With upgraded outdoor 2 pin connectors (OC2MO / OC2MF)
11,200 mm	With upgraded outdoor 4 pin connectors (OC4MO / OC4MF)

■ Please consult Coolon for details on extension cable between LED fittings, drivers and power supplies.

16W VERSION

MAX. CONTINUOUS CONNECTION LENGTH (X)	CONNECTOR TYPE
8,000 mm	With standard 2 core (WR2OS / WR2BS)
9,200 mm	With upgraded 4 core (WR4OS / WR4BS)
3,400 mm	With upgraded outdoor 2 pin connectors (OC2MO / OC2MF)
5,800 mm	With upgraded outdoor 4 pin connectors (OC4MO / OC4MF)

■ Please consult Coolon for details on extension cable between LED fittings, drivers and power supplies.

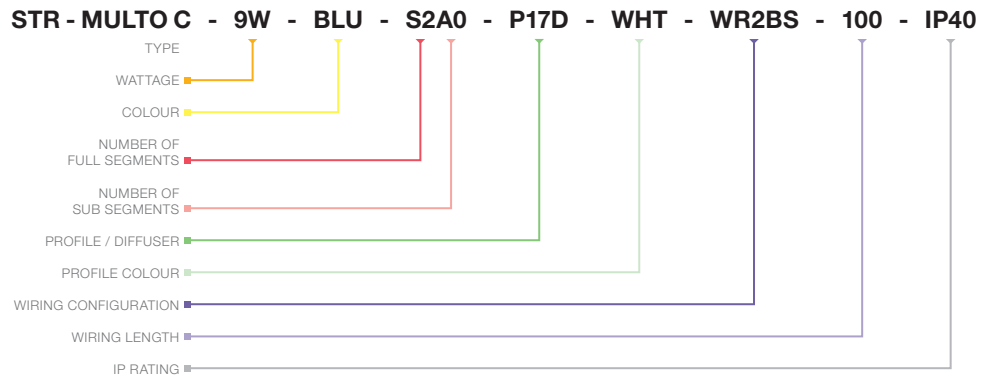
**⚠ WARNING**

Avoid connecting multiple power supplies into a single circuit, unless they are specifically designed to do so.

✗

✗

ORDERING EXAMPLE



■ **WATTAGE** PAGE 04

9W	9W per Metre
16W	16W per Metre

■ **COLOUR** PAGE 04

BLU	Blue
GRN	Green
RED	Red
AMB	Amber

■ **PRODUCT LENGTH** PAGE 06 – 09

FULL SEGMENTS		SUB SEGMENTS	
S0	RS0	A0	
S1	RS1	A1	
S2	RS2	A2	
S3	RS3	A3	
S4	RS4	A4	
S5	RS5	A5	
S6	RS6	A6	
S7	RS7	A7	
S8	RS8		
S9	RS9		

■ **PROFILE / DIFFUSER** PAGE 08

SD	Standard Profile Diffused
RD	Reinforced Profile Diffused
P17D	P17 Profile Diffused
PR17D	PR17 Recessed Profile Diffused

■ **PROFILE COLOUR** <sup>1</sup> PAGE 08

WHT	White (Standard)
BLK	Black
CST	Custom Colour

■ **WIRING CONFIGURATION** PAGE 09

WR2OS	Wire 2 Core One Side
WR2BS	Wire 2 Core Both Sides
OC2MO	Outdoor Connector 2 pin Male Only
OC2MF	Outdoor Connector 2 pin Male + Female
SMPLC	Sample Type Connector 2.5mm

■ **WIRING LENGTH** PAGE 09

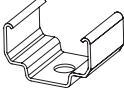
100	100mm
250	250mm
500	500mm
1000	1,000mm

■ **IP RATING** PAGE 09

IP40	Indoor Use
------	------------

<sup>1</sup> Profile colour applicable to P17 and PR17 only. Custom colours available on request.

## ■ ACCESSORIES

	PRODUCT CODE	DESCRIPTION
<b>MOUNTING CLIP <sup>1</sup></b>		
	MC-STR-1513	Stainless Steel Mounting Clips for Standard and Low Profile
	MC-STR-RD	Stainless Steel Mounting Clips for Reinforced Profile
	MC-XCLIP	Flat Mount X-Clip
	MC-STR-RBCLIP	Rebate Mounting Clip
	MC-STR-SMCLIP	Pivot Surface Mounting Clip
	MBR-RB-TA-P17-BLK	Rotating Bracket, TYPE A Rotating Clip - Black
	MBR-RB-TB-P17-BLK	Rotating Bracket, TYPE B Rotating Clip - Black
	MC-STR-PR1732	Spring Mounting Clip for PR17 Recessed Profile

<sup>1</sup> Recommended spacing between MC-STR-1513 Mounting Clips is maximum 300mm.  
Recommended spacing for all other Mounting Clips is maximum 500mm.

### DRIVER



DRV-DALIPOINT-1X5A	DALI 5 Amps 1 Channel LED Driver
DRV-DALIPOINT-IP1X10A	DALI 10 Amps 1 Channel Outdoor LED Driver
DRV-DIMMERPOINT-1X10A	Rotary Wall-Mount LED Driver
DRV-RDM-P4	DMX / RDM 4 Channel LED Driver
DRV-RDM-IP-P4	Outdoor DMX / RDM 4 Channel LED Driver

### POWER SUPPLY



PWR-HLG-60H-24AU	Mean Well Power Supply HLG 60W 24V IP67
PWR-HLG-150H-24AU	Mean Well Power Supply HLG 150W 24V IP67
PWR-HLG-240H-24AU	Mean Well Power Supply HLG 240W 24V IP67
PWR-HLG-320H-24AU	Mean Well Power Supply HLG 320W 24V IP67
PWR-HLG-60H-20AU <sup>2</sup>	Mean Well Power Supply HLG 60W 20V IP67
PWR-HLG-150H-20AU <sup>2</sup>	Mean Well Power Supply HLG 150W 20V IP67

<sup>2</sup> 20V power supplies are compatible with the RED colour only.

### CABLE EXTENSIONS



CBLEXT-STR-WR2-IP40-3M	3m Cable Extension for Strips 1x Red, 1x Black, 0.75mm <sup>2</sup> wire
CBLEXT-STR-WR2-IP40-5M	5m Cable Extension for Strips 1x Red, 1x Black, 0.75mm <sup>2</sup> wire
CBLEXT-STR-OC2-IP65-0.6M	0.6m Connector Extension for Strips 1x Red, 1x Black, 0.75mm <sup>2</sup> wires
CBLEXT-STR-OC2-IP65-3M	3m Connector Extension for Strips 1x Red, 1x Black, 0.75mm <sup>2</sup> wires
CBLEXT-STR-OC2-IP65-5M	5m Connector Extension for Strips 1x Red, 1x Black, 0.75mm <sup>2</sup> wires