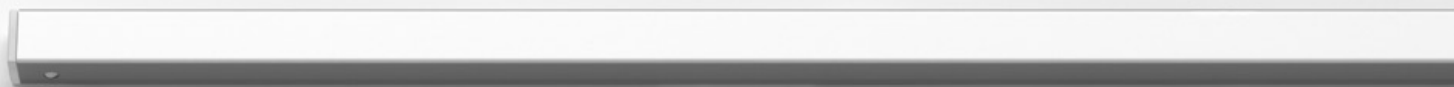


SLIM

LED STRIP STR-SLIM





Slim is packaged into a discreet and elegant aluminium extrusion, which allows it to be used in tight and unassuming locations.

Divisible every 60mm and featuring high-power micro LEDs, Slim is completely uniform in appearance making it ideal for joinery, cabinetry and direct lighting applications.

POWER

LUMINOUS FLUX

7W

7W / metre



SD • 400 lm / metre

14W

14W / metre



SD • 800 lm / metre

COLOUR TEMPERATURE

2700K

3000K

4000K



SLIM PROFILE

Slim is our most compact strip suitable for locations with shallow and narrow rebates and is ideal for most architectural and commercial lighting applications. Slim is offered in a black or grey aluminium extrusion.



UNIFORM GLOW

Slim is expertly designed to produce completely uniform illumination. This allows for perfect lighting with no visible scalloping on the diffuser or the illuminated surface.



LONG OPERATING LIFE

Coolon products use the world's most reputable LED manufacturers and the latest available standards to adequately report lumen maintenance. We strive to drive LEDs under their nominal current and use state-of-the-art heat dissipation methods, leading to durable electronics.



VARIOUS CCT & COLOUR BINNING CONSISTENCY

All products are offered in various colour temperatures, and manufactured using tighter bins, ensuring excellent consistency and uniformity.



5 YEARS WARRANTY

Coolon luminaires are covered by a solid comprehensive manufacturer's warranty that covers a range of possible defects and performance parameters throughout the duration of the warranty period.



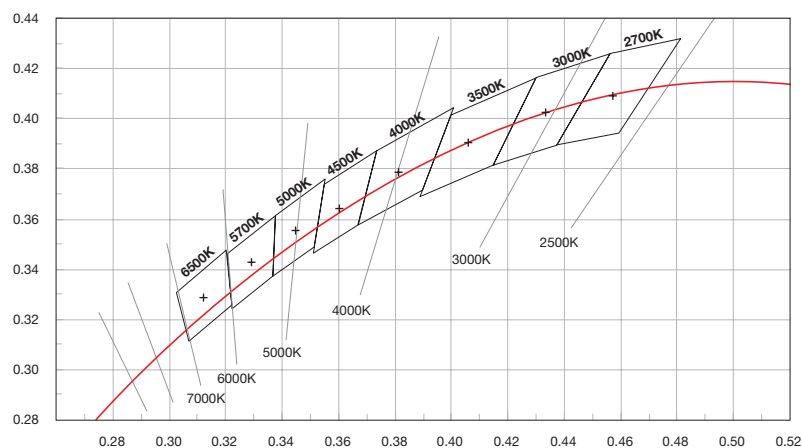
PROUDLY MADE IN AUSTRALIA

Our products are designed and manufactured in Australia. Engineered to perfection, using only the highest quality components and highly skilled labour, each luminaire is assembled and thoroughly tested to ensure that it exceeds the highest standards.

TECHNICAL SPECIFICATIONS

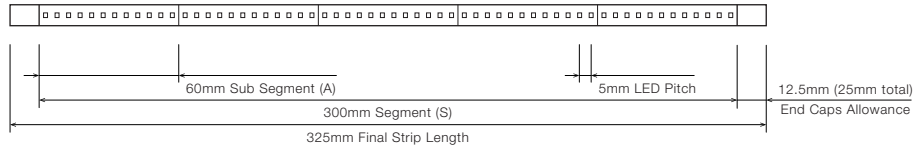
	7W VERSION	14W VERSION
Product Code	STR-SLIM	
Description	Slim LED Strip	
Segment Length (S)	300mm	
Sub-Segment Length (A)	60mm	
LED Pitch	5.00mm	
LEDs Per Segment (S)	60	
LEDs Per Sub Segment (A)	12	
Operating Voltage	42VDC	
Typical Power Consumption per Metre	7W per metre	14W per metre
Typical Power Consumption per Segment (S)	2.10W per 300mm Segment	4.20W per 300mm Segment
Typical Current Per Segment	50mA per 300mm Segment	100mA per 300mm Segment
Colour Rendering Index (CRI)	80 (Standard) up to 90	
Dimmable	Through DRV-DALIPOINT-1X5A or DRV-DIMMERPOINT-1X10A (sold separately)	
Effective Beam Angle	120°	
External Heatsink Required	No	
Ambient Operating Temp	Ta -10°C to 40°C	
Thermal Operating	No	
Reported Lumen Maintenance TM21-11 (@ Ts = 55°C, If = 65mA)	L70 (12K) > 72,000 hours L90 (12K) = 59,000 hours	
	Slim max. operating values (@ Ts = 50°C, If = 20mA)	
IP Rating	IP40	
Max Continuous Connection Length	Please refer to installation limitations	

COLOUR BINNING

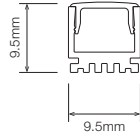


■ DIMENSIONS

For final strip lengths please refer to the "Product Length" table.

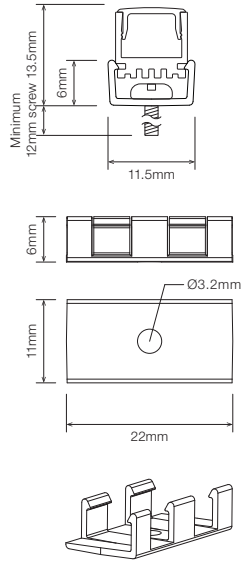


STANDARD PROFILE



WITH MOUNTING CLIP

Available in Black, Grey and White



PRODUCT LENGTH

FULL SEGMENTS	SUB SEGMENTS	EXACT STRIP LENGTH	END CAP ALLOWANCE	FINAL LENGTH
S0	A1	60mm	add 25mm	85mm
S0	A2	120mm	add 25mm	145mm
S0	A3	180mm	add 25mm	205mm
S0	A4	240mm	add 25mm	265mm
S1	A0	300mm	add 25mm	325mm
S1	A1	360mm	add 25mm	385mm
S1	A2	420mm	add 25mm	445mm
S1	A3	480mm	add 25mm	505mm
S1	A4	540mm	add 25mm	565mm
S2	A0	600mm	add 25mm	625mm
S2	A1	660mm	add 25mm	685mm
S2	A2	720mm	add 25mm	745mm
S2	A3	780mm	add 25mm	805mm
S2	A4	840mm	add 25mm	865mm
S3	A0	900mm	add 25mm	925mm
S3	A1	960mm	add 25mm	985mm
S3	A2	1,020mm	add 25mm	1,045mm
S3	A3	1,080mm	add 25mm	1,105mm
S3	A4	1,140mm	add 25mm	1,165mm
S4	A0	1,200mm	add 25mm	1,225mm
S4	A1	1,260mm	add 25mm	1,285mm
S4	A2	1,320mm	add 25mm	1,345mm
S4	A3	1,380mm	add 25mm	1,405mm
S4	A4	1,440mm	add 25mm	1,465mm
S5	A0	1,500mm	add 25mm	1,525mm
S5	A1	1,560mm	add 25mm	1,585mm
S5	A2	1,620mm	add 25mm	1,645mm
S5	A3	1,680mm	add 25mm	1,705mm
S5	A4	1,740mm	add 25mm	1,765mm
S6	A0	1,800mm	add 25mm	1,825mm
S6	A1	1,860mm	add 25mm	1,885mm
S6	A2	1,920mm	add 25mm	1,945mm
S6	A3	1,980mm	add 25mm	2,005mm
S6	A4	2,040mm	add 25mm	2,065mm
S7	A0	2,100mm	add 25mm	2,125mm
S7	A1	2,160mm	add 25mm	2,185mm

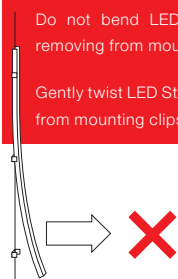
Confirm interstate courier compliance

Custom length subject to availability

⚠ WARNING

Do not bend LED strip when removing from mounting clips.

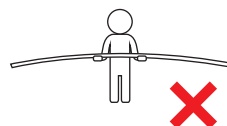
Gently twist LED Strip to remove from mounting clips.



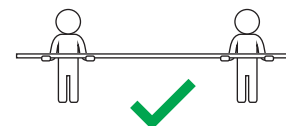
⚠ WARNING

PLEASE HANDLE LONG LED STRIPS WITH CARE.

LED Strips must not be bent.



When handling LED Strips, please ensure that they are kept straight.



■ PROFILE /
DIFFUSER

SD · Standard Profile Diffused




■ PROFILE /
DIFFUSER








BLK · Black (Standard)



GRY · Grey



WIRING CONFIGURATION

CONNECTOR TYPE	DRAWING	MALE	FEMALE
WR2OS Wire 2 Core One Side			
WR2BS Wire 2 Core Both Sides			
SMPLC Sample Type Connector 2.5mm			

- Please consult Coolon for details on extension cable between LED fittings, drivers and power supplies.

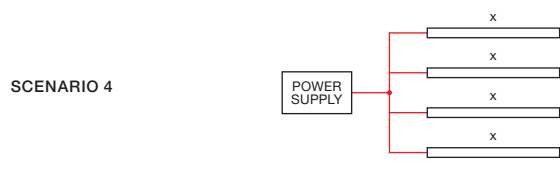
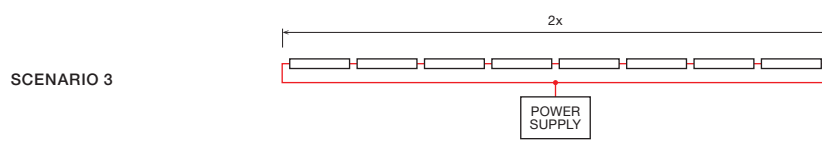
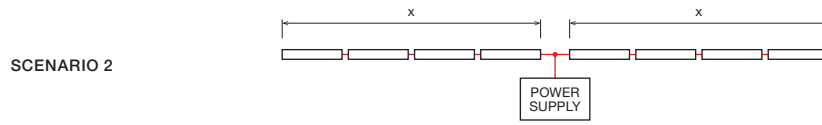
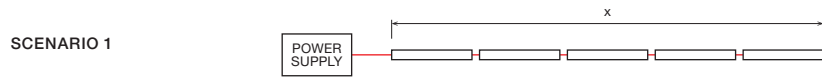
WIRING COLOUR CODE	
Red	+ VDC
Black	GND

IP RATING

IP40

Protected against solid objects greater than 1mm. No protection against liquids.

■ INSTALLATION LIMITS



7W VERSION

MAX. CONTINUOUS CONNECTION LENGTH (X)	CONNECTOR TYPE
21,000 mm	With standard 2 core connectors (WR20S / WR2BS)

- Please consult Coolon for details on extension cable between LED fittings, drivers and power supplies.

14W VERSION

MAX. CONTINUOUS CONNECTION LENGTH (X)	CONNECTOR TYPE
10,500 mm	With standard 2 core connectors (WR20S / WR2BS)

- Please consult Coolon for details on extension cable between LED fittings, drivers and power supplies.

⚠ WARNING

Avoid connecting multiple power supplies into a single circuit, unless they are specifically designed to do so.

✗

✗

ORDERING EXAMPLE

STR - SLIM - 7W - 3.0K - S2A1 - SD - BLK - WR2BS - 100 - IP40



WATTAGE PAGE 02

7W	7W per Metre
14W	14W per Metre

COLOUR TEMPERATURE PAGE 10

2.7K	2700K CRI 80
2.7KCRI	2700K CRI 90
3.0K	3000K CRI 80
3.0KCRI	3000K CRI 90
4.0K	4000K CRI 80
4.0KCRI	4000K CRI 90

PRODUCT LENGTH PAGE 06

FULL SEGMENTS	SUB SEGMENTS
S1	A0
S2	A1
S3	A2
S4	A3
S5	A4
S6	
S7	

PROFILE / DIFFUSER PAGE 07

SD	Standard Profile Diffused
----	---------------------------

PROFILE COLOUR PAGE 07

BLK	Black (Standard)
GRY	Grey

WIRING CONFIGURATION PAGE 08

WR2OS	Wire 2 Core One Side
WR2BS	Wire 2 Core Both Sides
SMPLC	Sample Type Connector 2.5mm

WIRING LENGTH PAGE 08





100	100mm
250	250mm
500	500mm ¹
1000	1,000mm ¹

IP RATING PAGE 08

IP40	Indoor use
------	------------

¹ Only applicable to WR2OS and WR2BS

■ ACCESSORIES

	PRODUCT CODE	DESCRIPTION
MOUNTING CLIP		
	MC-STR-1106-BLK	Slim Mounting Clip - Black
	MC-STR-1106-GRY	Slim Mounting Clip - Grey
	MC-STR-1106-WHT	Slim Mounting Clip - White
DRIVER		
	DRV-DALIPOINT-1X5A	DALI 5 Amps 1 Channel LED Driver
	DRV-DALIPOINT-IP1X10A	DALI 10 Amps 1 Channel Outdoor LED Driver
	DRV-DIMMERPOINT-1X10A	Rotary Wall-Mount LED Driver
	DRV-RDM-P4	DMX / RDM 4 Channel LED Driver
	DRV-RDM-IP-P4	Outdoor DMX / RDM 4 Channel LED Driver
	DRV-OT-DIM 0-10V	1 – 10V, 5A OT DIM LED Driver
POWER SUPPLY		
	PWR-HLG-60H-42AU	Mean Well Power Supply HLG 60W 42V
	PWR-HLG-150H-42AU	Mean Well Power Supply HLG 150W 42V
	PWR-HLG-240H-42AU	Mean Well Power Supply HLG 240W 42V
CABLE EXTENSIONS		
	CBLEXT-STR-WR2-IP40-3M	3m Cable Extension for Strips 1x Red, 1x Black, 0.75mm ² wire
	CBLEXT-STR-WR2-IP40-5M	5m Cable Extension for Strips 1x Red, 1x Black, 0.75mm ² wire
	CBLEXT-STR-OC2-IP65-0.6M	0.6m Connector Extension for Strips 1x Red, 1x Black, 0.75mm ² wires
	CBLEXT-STR-OC2-IP65-3M	3m Connector Extension for Strips 1x Red, 1x Black, 0.75mm ² wires
	CBLEXT-STR-OC2-IP65-5M	5m Connector Extension for Strips 1x Red, 1x Black, 0.75mm ² wires