



SPECTRUM

LED STRIP STR-SPECTRUM





The reliable Spectrum allows for smooth colour mixing whilst producing deep and intense coloured light.

Each strip segment contains 30 RGB LEDs and is perfect for architectural lighting applications. Spectrum applies advanced technology, using a single RGB diode that allows colour mixing to occur inside the diode, projecting an equally pure, bright and untainted glow of each colour.

POWER

LUMINOUS FLUX

15W


15.6W / metre



SD • 400 lm / metre



P17D



PR17D

RGB FULL COLOUR





RGB COLOURS

Spectrum offers full gamut RGB colour, ideal for decorative application and dazzling effects.

VERSATILE LENGTH OPTIONS

Versatile length options allow the user to achieve accurate and adaptable lengths. Spectrum can achieve any desired length in 150mm increments.



LONG USEFUL OPERATING LIFE

Coolon products use the world's most reputable LED manufacturers and the latest available standards to adequately report lumen maintenance. We strive to drive LEDs under their nominal current and use state-of-the-art heat dissipation methods, leading to durable electronics.



FLEXIBLE COLOUR MIXING VARIATIONS

Combining three individual red, green and blue LEDs to provide spectacular colour mixing. Our high performance and superior quality LEDs have the ability to produce 16.7 million colours.



5 YEARS WARRANTY

Coolon luminaires are covered by a solid comprehensive manufacturer's warranty that covers a range of possible defects and performance parameters throughout the duration of the warranty period.



PROUDLY MADE IN AUSTRALIA

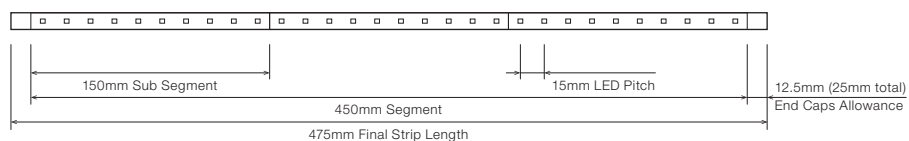
Our products are designed and manufactured in Australia. Engineered to perfection, using only the highest quality components and highly skilled labour, each luminaire is assembled and thoroughly tested to ensure that it exceeds the highest standards.

TECHNICAL SPECIFICATIONS

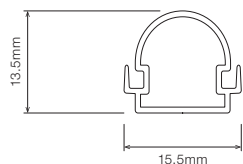
Product Code	STR-SPECTRUM		
Description	Spectrum RGB LED Strip		
Segment Length (S)	450mm		
Sub-Segment Length (A)	150mm		
Number of Sub-Segments	3		
Segment Width	10.50mm		
LED Pitch	15.00mm		
LEDs Per Segment	30		
LEDs Per Sub Segment	10		
Operating Voltage	24VDC		
Typical Power Consumption per Segment	7.0W per 450mm Segment		
Typical Power Consumption per Metre	15.6W per metre		
Typical Current per 450mm Segment	■ Red - 61mA	■ Green - 117mA	■ Blue - 114mA
Colour Rendering Index (CRI)	Not Applicable		
Dimmable	Through DRV-RDM-P4 and DRV-RDM-IP-P4		
Effective Beam Angle	110°		
External Heatsink Required	No		
Ambient Operating Temp	Ta -10°C to 40°C		
Thermal Management	No		
Average Lumen Maintenance @Ta 25°C	70% @ 50,000 Hours		
IP Rating	IP40		
Max Continuous Connection Length	Please refer to installation limitations		
Wavelength	■ Red - 626nm	■ Green - 535nm	■ Blue - 472nm

DIMENSIONS

For final strip lengths please refer to the "Product Length" table.



STANDARD PROFILE



AVAILABLE IN

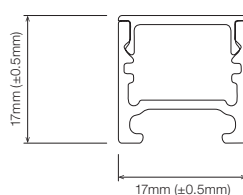
Diffused



MOUNTING OPTIONS

- **MC-STR-1513**
Stainless Steel Mounting Clips

P17 PROFILE



AVAILABLE IN

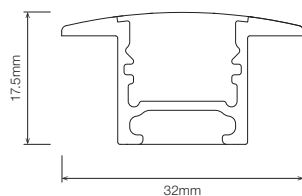
Diffused



MOUNTING OPTIONS

- **MC-XCLIP**
Flat Mount X-Clip
- **MC-STR-RBCLIP**
Rebate Mounting Clip
- **MC-STR-SMCLIP**
Pivot Surface Mounting Clip
- **MBR-RB-TA-P17**
Rotating Bracket,
TYPE A Rotating Clip
- **MBR-RB-TB-P17**
Rotating Bracket,
TYPE B Rotating Clip

PR17 RECESSED PROFILE



AVAILABLE IN

Diffused



MOUNTING OPTIONS

- **MC-XCLIP**
Flat Mount X-Clip
- **MC-STR-SMCLIP**
Pivot Surface Mounting Clip
- **MC-STR-PR1732**
Spring Mounting Clip



Click on the download icon to view more information regarding mounting and rebate suggestions.

▪ PRODUCT LENGTH WITH SD/P17D

FULL SEGMENTS	SUB SEGMENTS	EXACT STRIP LENGTH	END CAP ALLOWANCE	FINAL LENGTH
S0	A1	150mm	add 25mm	175mm
S0	A2	300mm	add 25mm	325mm
S1	A0	450mm	add 25mm	475mm
S1	A1	600mm	add 25mm	625mm
S1	A2	750mm	add 25mm	775mm
S2	A0	900mm	add 25mm	925mm
S2	A1	1,050mm	add 25mm	1,075mm
S2	A2	1,200mm	add 25mm	1,225mm
S3	A0	1,350mm	add 25mm	1,375mm
S3	A1	1,500mm	add 25mm	1,525mm
S3	A2	1,650mm	add 25mm	1,675mm
S4	A0	1,800mm	add 25mm	1,825mm
S4	A1	1,950mm	add 25mm	1,975mm
S4	A2	2,100mm	add 25mm	2,125mm
S5	A0	2,250mm	add 25mm	2,275mm
S5	A1	2,400mm	add 25mm	2,425mm
S5	A2	2,550mm	add 25mm	2,575mm
S6	A0	2,700mm	add 25mm	2,725mm
S6	A1	2,850mm	add 25mm	2,875mm
S6	A2	3,000mm	add 25mm	3,025mm
S7	A0	3,150mm	add 25mm	3,175mm
S7	A1	3,300mm	add 25mm	3,325mm

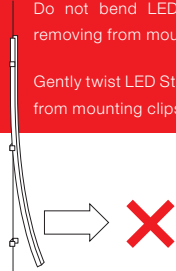
Confirm interstate courier compliance

▪ Custom length subject to availability

⚠ WARNING

Do not bend LED strip when removing from mounting clips.

Gently twist LED Strip to remove from mounting clips.

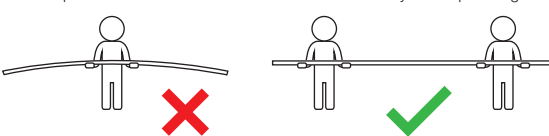


⚠ WARNING

PLEASE HANDLE LONG LED STRIPS WITH CARE.

LED Strips must not be bent.

When handling LED Strips, please ensure that they are kept straight.



▪ PRODUCT LENGTH WITH PR17D

FULL SEGMENTS	SUB SEGMENTS	EXACT STRIP LENGTH	END CAP ALLOWANCE	FINAL LENGTH
RS0	A1	175mm	add 40mm	215mm
RS0	A2	325mm	add 40mm	365mm
RS1	A0	475mm	add 40mm	515mm
RS1	A1	625mm	add 40mm	665mm
RS1	A2	775mm	add 40mm	815mm
RS2	A0	925mm	add 40mm	965mm
RS2	A1	1,075mm	add 40mm	1,115mm
RS2	A2	1,225mm	add 40mm	1,265mm
RS3	A0	1,375mm	add 40mm	1,415mm
RS3	A1	1,525mm	add 40mm	1,565mm
RS3	A2	1,675mm	add 40mm	1,715mm
RS4	A0	1,825mm	add 40mm	1,865mm
RS4	A1	1,975mm	add 40mm	2,015mm
RS4	A2	2,125mm	add 40mm	2,165mm
RS5	A0	2,275mm	add 40mm	2,315mm
RS5	A1	2,425mm	add 40mm	2,465mm
RS5	A2	2,575mm	add 40mm	2,615mm
RS6	A0	2,725mm	add 40mm	2,765mm
RS6	A1	2,875mm	add 40mm	2,915mm
RS6	A2	3,025mm	add 40mm	3,065mm
RS7	A0	3,175mm	add 40mm	3,215mm
RS7	A1	3,325mm	add 40mm	3,365mm
RS7	A2	3,475mm	add 40mm	3,515mm

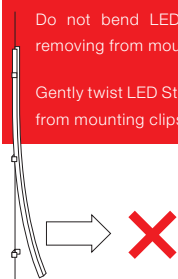
Confirm interstate courier compliance

▪ Custom length subject to availability

⚠ WARNING

Do not bend LED strip when removing from mounting clips.

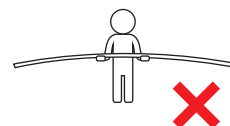
Gently twist LED Strip to remove from mounting clips.



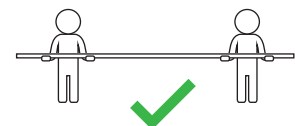
⚠ WARNING

PLEASE HANDLE LONG LED STRIPS WITH CARE.

LED Strips must not be bent.



When handling LED Strips, please ensure that they are kept straight.



PROFILE / DIFFUSER


SD - Standard Profile Diffused



P17D - P17 Profile Diffused



PR17D - PR17 Profile Recessed Diffused



PROFILE COLOUR

Profile colour applicable to P17 and PR17 only.

BLK - Black (Standard)



WHT - White



CST - Custom Colour ¹



¹ Custom colours available on request.

WIRING CONFIGURATION

CONNECTOR TYPE	DRAWING	MALE	FEMALE
WR4OS Wire 4 Core One Side			
WR4BS Wire 4 Core Both Sides			
OC4MO Outdoor Connector 4pin Male Only			
OC4MF Outdoor Connector 4pin Male + Female			

- Please consult Coolon for details on extension cable between LED fittings, drivers and power supplies.

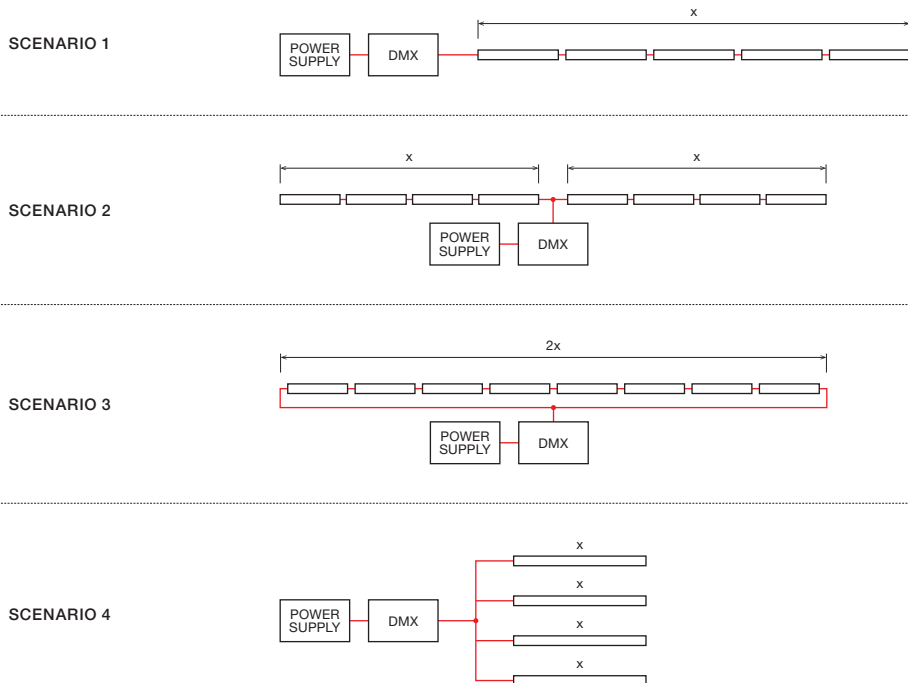
WIRING COLOUR CODE	
White	+ VDC
Red	GND (RED)
Green	GND (GREEN)
Blue	GND (BLUE)

IP RATING

IP40

Protected against solid objects greater than 1mm. No protection against liquids.

■ INSTALLATION LIMITS



MAX. CONTINUOUS CONNECTION LENGTH (X)	CONNECTOR TYPE
5,400 mm	With standard 4 core (WR40S / WR4BS)
4,000 mm	With upgraded outdoor 4 pin connectors (OC4MO / OC4FO / OC4MF)

- Please consult Coolon for details on extension cables between LED fittings, drivers and PSUs.
- DMX Driver can only drive runs totalling 6Amps or less.
- Maximum run length of RGB strip may be restricted by DMX / RDM driver. Please refer to Coolon's Driver brochures.

⚠ WARNING

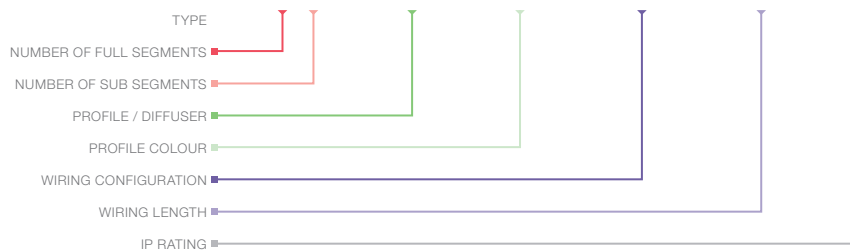
Avoid connecting multiple power supplies into a single circuit, unless they are specifically designed to do so.

✗

✗

ORDERING EXAMPLE

STR - SPECTRUM RGB - S2A1 - P17D - BLK - WR4BS - 100 - IP40



■ PRODUCT LENGTH PAGE 06 – 07

FULL SEGMENTS		SUB SEGMENTS
S0	RS0	A0
S1	RS1	A1
S2	RS2	A2
S3	RS3	
S4	RS4	
S5	RS5	
S6	RS6	
S7	RS7	

■ PROFILE / DIFFUSER PAGE 08

SD	Standard Profile Diffused
P17D	P17 Profile Diffused
PR17D	PR17 Recessed Profile Diffused

■ PROFILE COLOUR ¹ PAGE 08

BLK	Black (Standard)
WHT	White
CST	Custom Colour

■ WIRING CONFIGURATION PAGE 09

WR4OS	Wire 4 Core One Side
WR4BS	Wire 4 Core Both Sides
OC4MO	Outdoor Connector 4 pin Male Only
OC4MF	Outdoor Connector 4 pin Male + Female

■ WIRING LENGTH PAGE 10

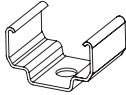
100	100mm
250	250mm
500	500mm
1000	1,000mm

■ IP RATING PAGE 09

IP40	Indoor Use
------	------------


¹ Profile colour applicable to P17 only. Custom colours available on request.

■ ACCESSORIES


	PRODUCT CODE	DESCRIPTION
MOUNTING CLIP ¹		
	MC-STR-1513	Stainless Steel Mounting Clips for Standard & Low Profile
	MC-XCLIP	Flat Mount X-Clip
	MC-STR-RBCLIP	Rebate Mounting Clip
	MC-STR-SMCLIP	Pivot Surface Mounting Clip
	MBR-RB-TA-P17-BLK	Rotating Bracket, TYPE A Rotating Clip - Black
	MBR-RB-TB-P17-BLK	Rotating Bracket, TYPE B Rotating Clip - Black
	MC-STR-PR1732	Spring Mounting Clip for PR17 Recessed Profile

¹ Recommended spacing between MC-STR-1513 Mounting Clips is maximum 300mm.
Recommended spacing for all other Mounting Clips is maximum 500mm.


DRIVER

	DRV-RDM-P4	DMX / RDM 4 Channel LED Driver
	DRV-RDM-IP-P4	Outdoor DMX / RDM 4 Channel LED Driver
	DRV-RDM-IPQC-P4	Outdoor RDM Point 4 Channel PWM LED Driver + Quick Connectors
	DRV-RDM-IPQC05-P4	Outdoor RDM Point 4 Channel PWM LED Driver + Quick Connectors

POWER SUPPLY FOR OUTDOOR USE (IP67)

	PWR-HLG-60H-24AU	Mean Well Power Supply HLG 60W 24V IP67
	PWR-HLG-150H-24AU	Mean Well Power Supply HLG 150W 24V IP67
	PWR-HLG-240H-24AU	Mean Well Power Supply HLG 240W 24V IP67
	PWR-HLG-320H-24AU	Mean Well Power Supply HLG 320W 24V IP67

CABLE EXTENSIONS

	CBLEXT-STR-WR4-IP40-3M	3m Cable Extension for Strips 2x Red and 2x Black, 0.75mm ² wire
	CBLEXT-STR-WR4-IP40-5M	5m Cable Extension for Strips 2x Red and 2x Black, 0.75mm ² wire
	CBLEXT-STR-OC4-IP65-3M	3m Connector Extension for Strips 2x Red and 2x Black, 0.75mm ² wire
	CBLEXT-STR-OC4-IP65-5M	5m Connector Extension for Strips 2x Red and 2x Black, 0.75mm ² wire