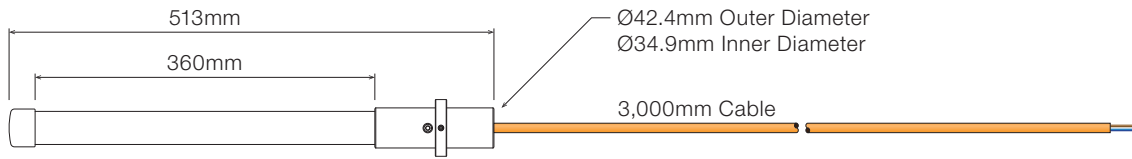
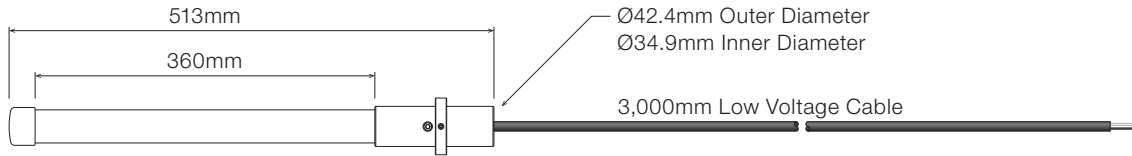


**MP Mains Version**



**ELV Extra Low Voltage Version**



**Technical Specifications**

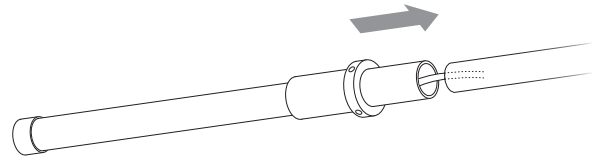
TYPE	VOLTAGE IN	OPERATING TEMP.	IP RATING	IK RATING
MP Mains Powered (230VAC)	200 – 240VAC	-20°C ≤ T <sub>amb</sub> ≤ 50°C	IP66	IK09
ELV Extra Low Voltage (24VDC)	23 – 26VDC	-20°C ≤ T <sub>amb</sub> ≤ 50°C	IP66	IK09

**INSTALLATION INSTRUCTIONS**

**Step 1**

Feed the cable through and slide the Eye Wash Station LED onto the spigot.

Tighten bolts to secure luminaire to the spigot.



**WIRING**


**MP Mains Version**

**VOLTAGE INPUT:**  
180 – 255VAC 50/60hz Input



**ELV Extra Low Voltage Version**

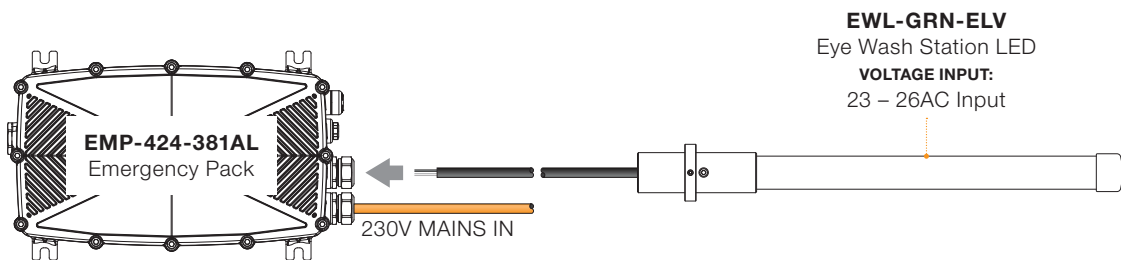
**VOLTAGE INPUT:**  
23 – 26AC Input



**EM-KIT1 Emergency Version / Kit with AL Emergency Pack**

Connect Eye Wash Station LED to Emergency Pack.

Please see Emergency Pack manual for specific wiring installation instructions.



**⚠** Emergency Eye Wash Station LED is not to be treated as an emergency escape luminaire.