



 **COOLON**

Ex TUNNEL RAY

62W LED Conveyor/Area Light

Robust and efficient tunnel ray for high risk areas

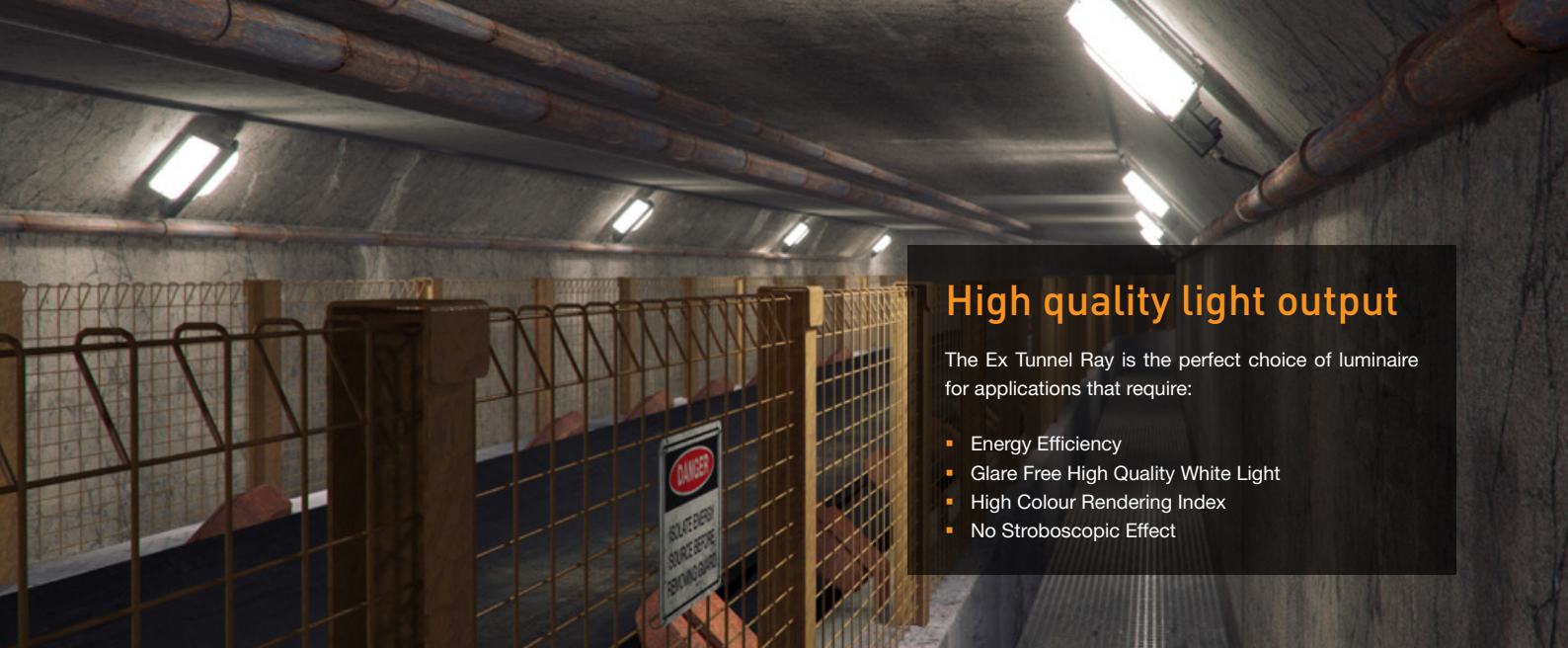
Built on the backbone of the multi-award winning DLK, the Ex Tunnel Ray is both lightweight and versatile with flexibility to fit many different applications.

The Ex Tunnel Ray is designed to provide the most energy efficient way of delivering a level of luminance that far exceeds that of its comparable gas discharge lamp predecessors.

Designed for use in:

- Tunnels and corridors
- Enclosed Conveyor Belts
- Enclosed Conveyor Walkways
- Stairwells and platforms
- Confined Spaces
- Wall and Bulkhead lights
- Switching Rooms

 **DESIGNED &
MANUFACTURED
IN AUSTRALIA**



High quality light output

The Ex Tunnel Ray is the perfect choice of luminaire for applications that require:

- Energy Efficiency
- Glare Free High Quality White Light
- High Colour Rendering Index
- No Stroboscopic Effect

Robust, solid body design

Built on the backbone of the multi-award winning DLK, the Ex Tunnel Ray uses the same, proven solid body technology that allows it to be compact, lightweight, robust and completely resistant to vibrations.

- Impact/Shock Proof
- Chemical Resistant
- High Pressure Washable
- Unaffected by Severe Temperature Variations



COOL SURFACE TEMPERATURE

Coolon's Industrial LED fittings have a much lower surface temperature than traditional HID equivalents which prevents dirt from baking onto the luminaire. This allows for easier cleaning and will prolong the lifespan of the luminaire.



NO FLICKERING

LED luminaires run on constant low voltage DC power and do not produce any visible stroboscopic effects, thus reducing the strain on eyes and significantly improving safety in areas where moving machinery is present.



LOW SUSCEPTIBILITY TO VIBRATION

This luminaire is designed to handle continuous exposure to vibration. A typically critical issue affecting the life and operation of most common gas discharge lamp based light sources is mechanical shock and vibration.



3 YEARS FACTORY WARRANTY

Coolon Luminaires are covered by a solid comprehensible manufacturer's warranty that covers a range of possible defects and performance parameters throughout the duration of the warranty period.



INSTANT ON/OFF

LEDs do not require warm up. Instant on to 100% output translates to no downtime, improved safety and the ability to utilize sensor switching to significantly save energy.



HIGH IP RATING - IP66

Coolon's Industrial LEDs are designed specifically to withstand the harsh conditions in mining environments. The robust design allows our LED products to be used in many different applications and are high pressure washable.



LONG USEFUL OPERATING LIFE

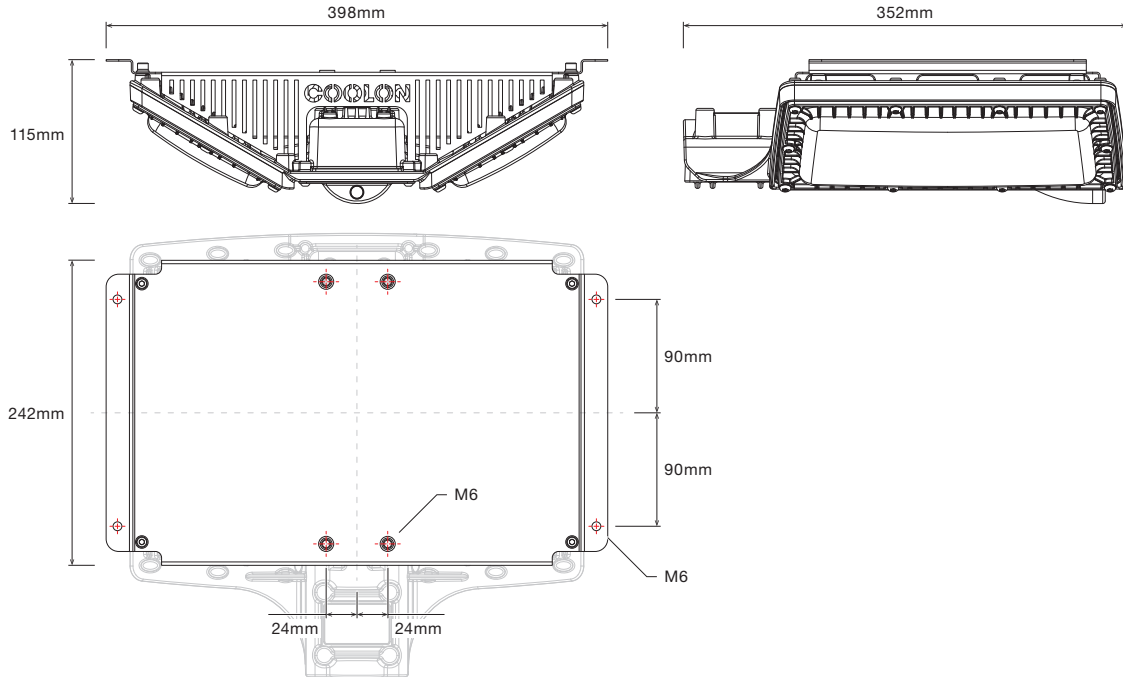
At Coolon we believe the lifetime of a luminaire is so much more than just the LED's. Coolon product lifetime takes the entire luminaire into consideration and each product is backed by a comprehensive warranty – that's the Coolon confidence.



PROUDLY MADE IN AUSTRALIA

Our products are designed and manufactured in Australia. Engineered to perfection, using only the highest quality components and highly skilled labour, each luminaire is assembled and thoroughly tested to ensure that it exceeds the highest standards.


DIMENSIONS



WIRING CONFIGURATION

ExTNR Luminaire - MP

230VAC MAINS IN



TURTLE FRIENDLY OPTION



The ExTNR is available in turtle friendly Amber. In many coastal areas white light may not be permitted for use, as it is believed to be disrupting breeding cycles of certain species of sea turtles. Coolon has specifically designed a variation of the ExTNR in 595nm (nanometers) Amber that is in the region of their lowest visual sensitivity.

TECHNICAL SPECIFICATIONS

Product	Ex Tunnel Ray LED Conveyor / Area Light
Model	ExTNR

Optical Characteristics

Luminous Flux (Photometered)	3,632 – 6,612 lm
CCT	CWT / NWT / WWT / AMB / GRN
CRI	>70 excluding amber

Electrical Characteristics (Luminaire)

Power Consumption	62W Typical
Nominal Voltage	230VAC
Voltage Range	90 – 305VAC, 127 – 431VDC
Cable Type	Orange Circular 2.5 mm ² 3 Core
Cable Diameter	10 – 12mm
Cable Length	3m
Frequency Range	47 – 63Hz
Power Factor	>0.95 / 230VAC
Leakage Current	<0.75mA / 277VAC

Environmental

IP Rating	IP66
Impact Rating	IK09
Salt Spray Tested	Yes
Operating Temp. Range	-20 to +50°C
Thermal Management Type	Active/Continuous
Expected Lifespan	50,000 Hours to 70% Brightness
Material Composition (Body)	LM6 Aluminium Alloy (<0.1% copper content)
Material Composition (Optics)	PC LEV1700
Material Composition (Cover)	Polycarbonate

Compliance (Safety Standards)

AS/NZS60598.1	Luminaires General Requirements and Tests
AS/NZS 60598.2.1	Luminaires Particular requirements Fixed general purpose luminaires
IEC 60079-0:2017 Edition: 7.0	Explosive atmospheres Part 0: General requirements
IEC 60079-31:2022 Edition 3.0	Explosive atmospheres Part 31: Equipment dust ignition protection by enclosure "t"

Compliance (EMC)

AS/NZS CISPR15	Limits and methods of measurement of radio disturbance characteristics of electrical lighting and similar equipment
----------------	---

Explosion Protection

Dust	
Certificate Number	IECEX ExTC 23.0006X
Protection	Ex tb IIIC T65°C Db

Weight/Packaging

Luminaire Weight	5.4kg
Packaging Dimensions	460 x 440 x 180mm
Packaged Weight	6.75kg

Warranty

Warranty	3 years warranty as standard 5 years extended warranty optional
-----------------	--

¹ Optical and electrical characteristics are measured using Cool White LEDs (CWT)

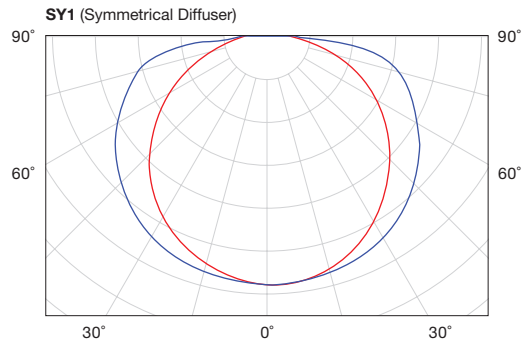
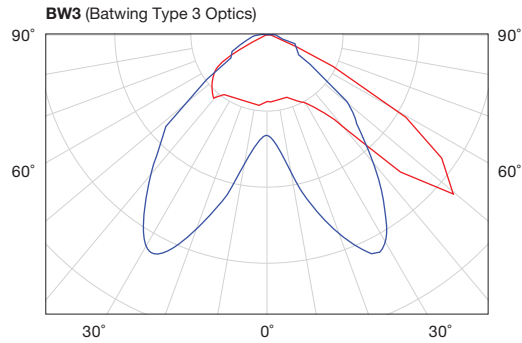
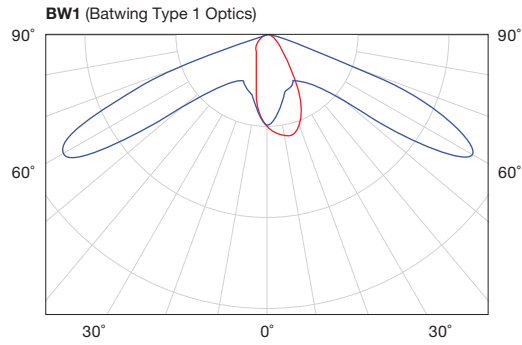
² Reading taken while test unit operating in steady state. Ambient temperature during testing is typically 25°C. Individual unit behaviour may differ due to electronic component tolerance and ambient conditions. Product parameters and application suitability shall be checked by the user prior to commissioning.

COLOUR TEMPERATURES



All colour temperatures are indicative. Some variation can occur.

OPTICAL DISTRIBUTION




SPACINGS

CWT-BW1 Optics Model

Mounting Height: 2.7m Maintenance Factor: 0.7
Spigot Length: 0.2m Walkway Width: 1m

*Drawing not to scale

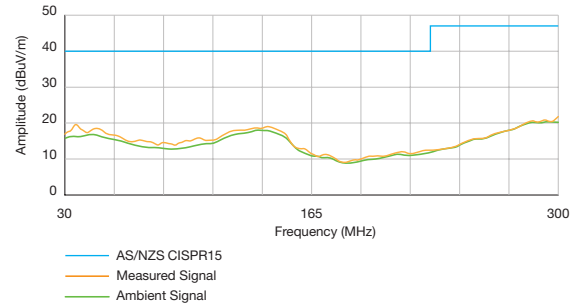


Spacing: 8 meters
Ave = 171 lux
Min = 97 lux
Ave/Min = 0.5

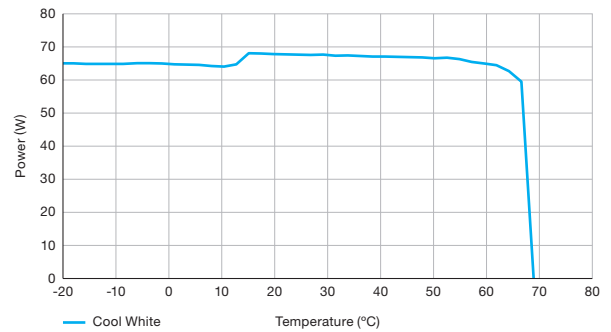
Spacing: 10 meters
Ave = 120 lux
Min = 75 lux
Ave/Min = 0.6

Spacing: 12 meters
Ave = 102 lux
Min = 43 lux
Ave/Min = 0.4

MINIMAL RADIATED EMI



AMBIENT TEMPERATURE VS POWER



ORDERING EXAMPLE

ExTNR - CWT - SY1 - MP

PRODUCT COLOUR TEMPERATURE OPTICS SUPPLY OPTION

PRODUCT	COLOUR TEMPERATURE	OPTICS	SUPPLY OPTION
ExTNR	CWT Cool White	BW1 Batwing Type 1	MP Mains Powered
	NWT Neutral White	BW3 Batwing Type 3	
	WWT Warm White	SY1 Symmetrical / Diffuser	
	AMB Amber		
	GRN Green		