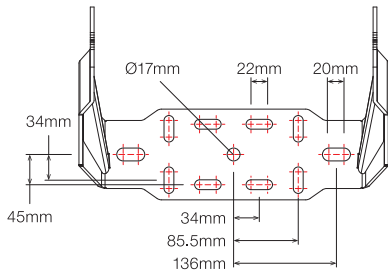
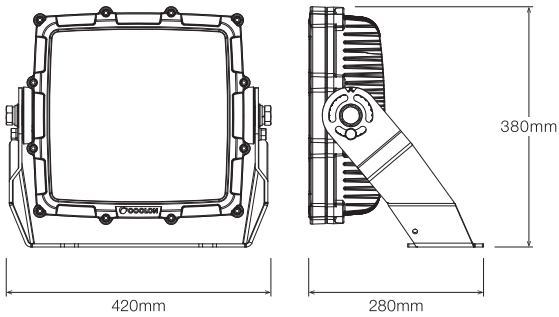
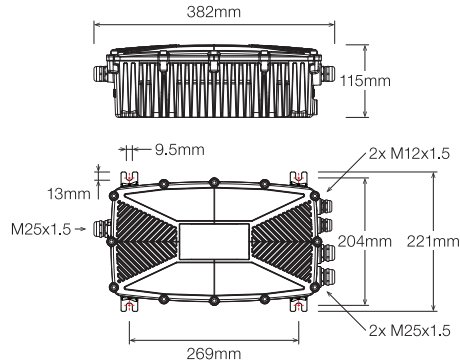


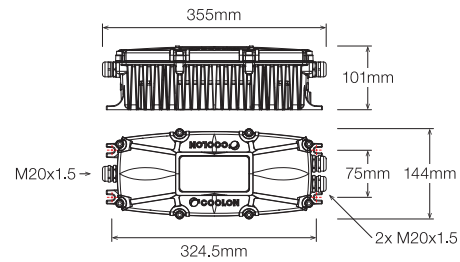
HT66 Luminaire with Fixed Plant Bracket



HT66-470. Remote Power Supply *Cable glands not supplied



HT66-320. Remote Power Supply *Cable glands not supplied



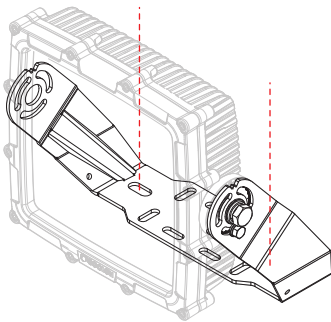
Technical Specification

	POWER	VOLTAGE	IP/IK RATING	OPERATING TEMP.
HT66-470-RPS230	470W (including power supply)	100 – 240VAC 50/60Hz 127 – 250VDC	IP66 / IK09	-20 to +50°C
HT66-470-RPS415	470W Max (including power supply)	277 – 440VAC 50/60Hz 352 – 500VDC	IP66 / IK09	-20 to +50°C
HT66-320-RPS	320W Max (including power supply)	200 – 440VAC 50/60Hz 254 – 550VDC	IP66 / IK09	-20 to +50°C

MOUNTING BRACKET INSTALLATION

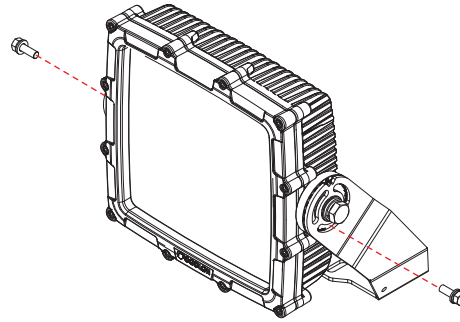
Step 1

Mount light fitting to appropriate location.
(Tighten the M16 screws properly - not supplied)



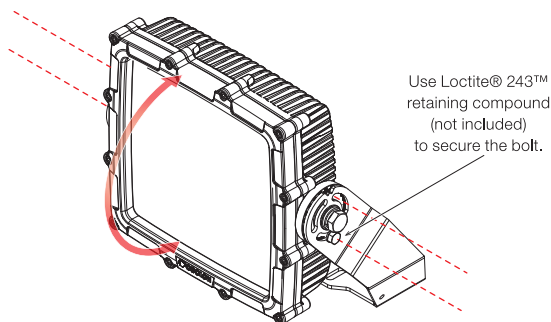
Step 2

To adjust the mounting angle, unscrew M10 x 30 bolt (with spring and washers) and loosen M16x40 bolt.



Step 3

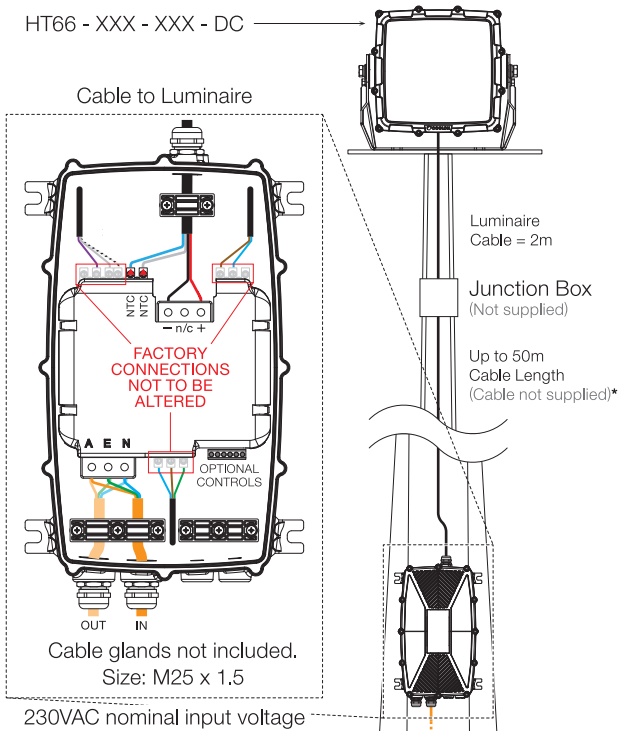
Adjust the angle of the fixture and once done, tighten the screws until the fixture is fully locked in the desired position.



Distance between the power supply and luminaire can be extended up to 50 metres using the recommended extension cables. See **ACCESSORIES** section for details.

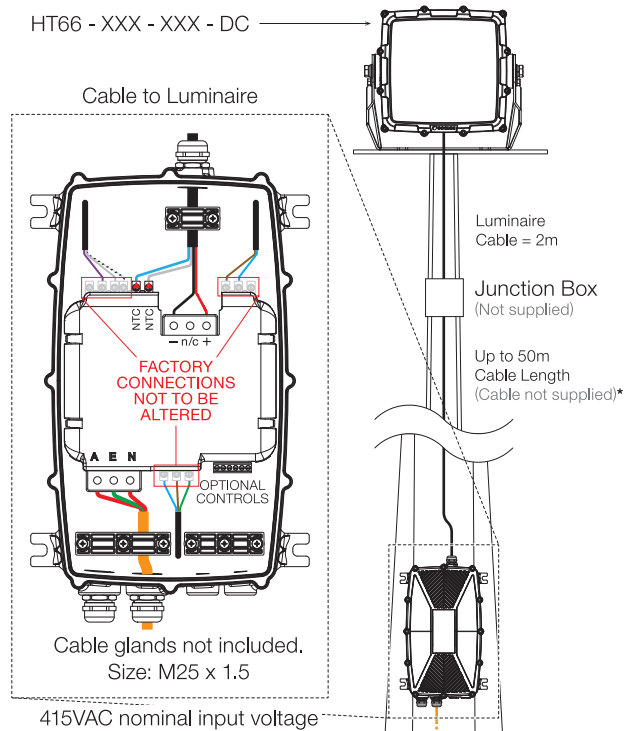
If the NTC connection is not detected between the luminaire and power supply the power supply will operate in safe mode providing a 30% power output. For optimal operation the wiring connections must be made according to the installation manual with the appropriate wire gauge.

KIT CONFIGURATION HT66-470 (230VAC)



PWR-CLN-600-CC2800-381AL-MP230

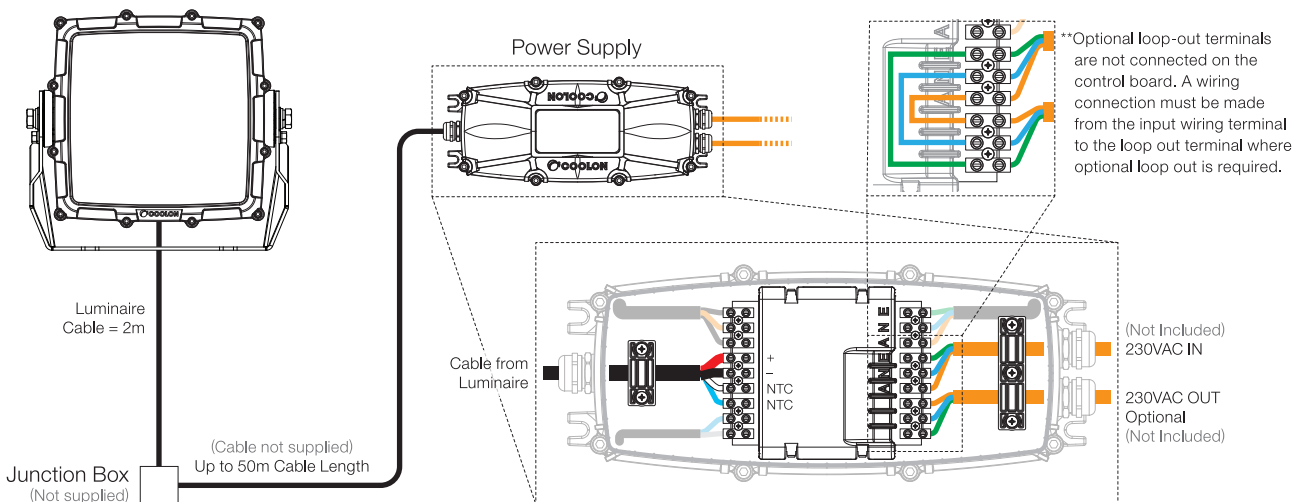
KIT CONFIGURATION HT66-470 (415VAC DELTA)



PWR-CLN-600-CC2800-381AL-MP415

* Recommended cables as per ACCESSORIES section must be used or warranty will be void.

KIT CONFIGURATION HT66-320



ACCESSORIES

PART #	DESCRIPTION
CBL-2C142C20-BKC-20	Cable, 2C*14AWG, 2C*20AWG, Red, Black, White and Blue Conductors, Black Circular Jacket, 105°C 300V PVC/PVC, 8.5mm OD, 20 metres
CBL-2C142C20-BKC-30	Cable, 2C*14AWG, 2C*20AWG, Red, Black, White and Blue Conductors, Black Circular Jacket, 105°C 300V PVC/PVC, 8.5mm OD, 30 metres
CBL-2C142C20-BKC-40	Cable, 2C*14AWG, 2C*20AWG, Red, Black, White and Blue Conductors, Black Circular Jacket, 105°C 300V PVC/PVC, 8.5mm OD, 40 metres
CBL-2C142C20-BKC-50	Cable, 2C*14AWG, 2C*20AWG, Red, Black, White and Blue Conductors, Black Circular Jacket, 105°C 300V PVC/PVC, 8.5mm OD, 50 metres



Once the product has reached end of life, unit is to be disposed of in accordance to local e-waste laws or regulations. Do not dispose of these products as unsorted municipal waste: take them for recycling. For information on your nearest recycling point, check with your local waste authority.