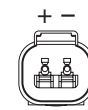

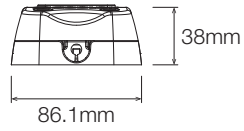
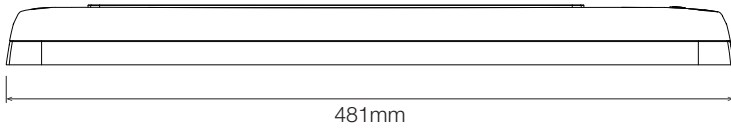



MC22



White (Positive)
Black (Negative)

Technical Specifications

Voltage In
12 – 16 VDC

Power
19.5W @ 12 VDC

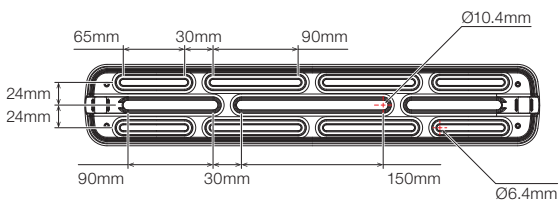
INSTALLATION INSTRUCTIONS

Step 1

Remove the 4x socket head screws to separate the base and the main assembly.

Step 2

Secure base to the mounting surface.



Step 3

Place main assembly onto the base and secure using 4x socket head screws from Step 1.

Step 4

Your Machine Light is now ready to be connected!

