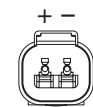

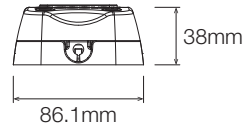
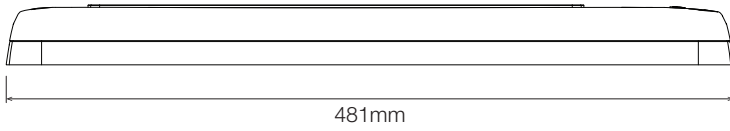


**MC22**



White (Positive)  
Black (Negative)

Technical Specifications	
<b>Voltage In</b>	23 – 27 VDC
<b>Power</b>	25W @ 24 VDC

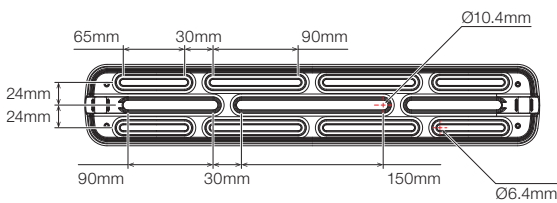
**INSTALLATION INSTRUCTIONS**

**Step 1**

Remove the 4x socket head screws to separate the base and the main assembly.

**Step 2**

Secure base to the mounting surface.



**Step 3**

Place main assembly onto the base and secure using 4x socket head screws from Step 1.

**Step 4**

Your Machine Light is now ready to be connected!

